

Marine Auxiliary Engine- WP4 Series



General Specifications

Bore & Stroke	105x130 mm
Displacement	4.5 L
Cylinder Number	4
Compression Ratio	18:1
Fuel System	Mechanical Pump
Governor Method	Mechanic/Electronic
Aspiration	TA
Emission Standard	IMO Tier II

Engine Speed	Model	Engine Output		Typical Generator Output
		Prime (PRP)	Standby (ESP)	
RPM		kW	kW	kWe/kVA
1500	WP4CD66E200	60	66	50/63
1500	WP4CD100E200	90	100	75/94
1800	WP4CD66E201	60	66	50/63
1800	WP4CD100E201	90	100	75/94
1800	WP4CD118E201	108	118	90/113

Standard Equipments

Engine and Block

- Cast Iron gantry type structure block
- One-piece forged Crankshaft
- Aluminium alloy pistons with gallery oil cooling
- Separate cast iron cylinder heads and wet liners

Cooling system

- Fresh/raw water heat exchanger with integrated thermostatic valves and expansion tank
- Cast-Iron centrifugal fresh water pump, mechanically driven

Lubrication system

- Spin-on Full-flow lub oil filter
- Fresh water cooled lube and plate type oil cooler

Fuel system

- P-type in-line injection pump
- Dual-skinned fuel pipe with alarm and leakage collector
- Duplex fuel filters replaceable engine running

Intake air and exhaust system

- Washable air filter
- Turbocharger optimized for marine application
- Insulated exhaust manifold and exhaust expansion joint

Electrical system

- 24V elctric starter motor and battery charging alternator
- Voyage safeguard monitor and 5m harness

Flywheel and housing

- SAE3 flywheel housing and SAE 11.5 size flywheel

Certification

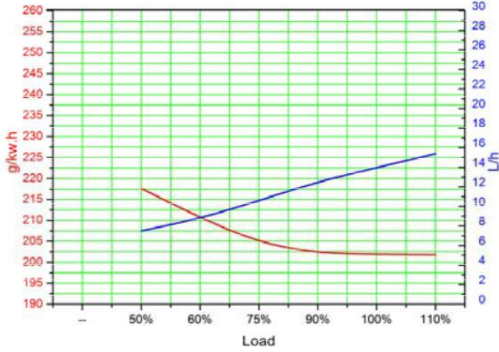

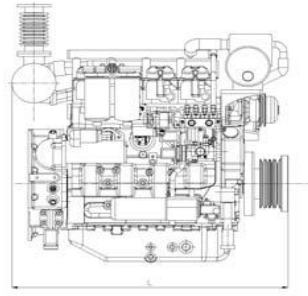
- CCS and IAPPC

Optional Equipments

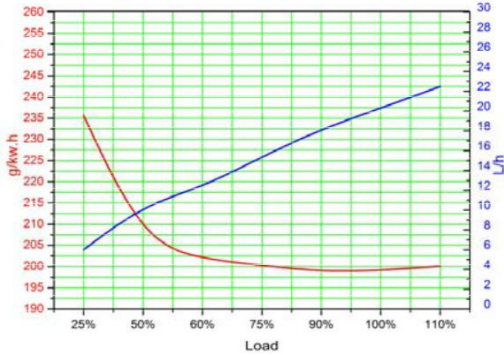
Remote controlling monitor	Manual drawing off oil pump	Tool Kits	
	Continuous Power(COP)	Prime Power(PRP)	Standby Power(ESP)
Mean engine load factor	100%	≤70% per 250 h	≤80% per 24 h
Annual working time	Unlimited	Unlimited	≤200 h
Time at full load	Unlimited(Max.load≤0.85PRP)	≤500 h per year	≤25 h per year
Overload capacity	No	1 h per 12 h(10% overload)	No

Dimensions and Weight

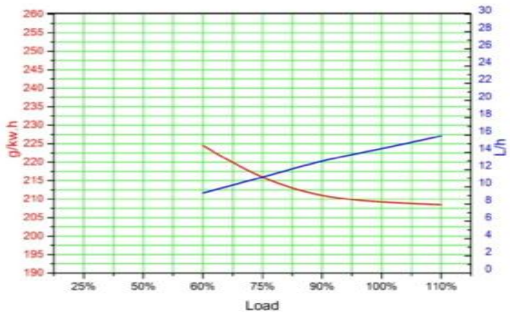
Length	1014 mm
Width	821 mm
Height	1057 mm
Weight	650 kg



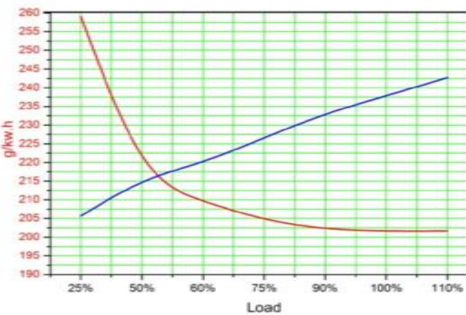
WP4CD66E200-60kW/1500rpm



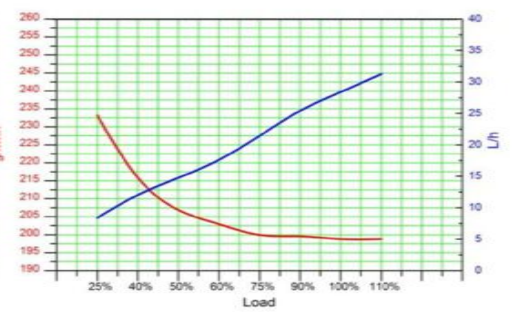
WP4CD100E200-90kW/1500rpm



WP4CD66E201-60kW/1800rpm



WP4CD100E201-90kW/1800rpm



WP4CD118E201-108kW/1800rpm

Power Definition

Standard ISO 3046/1-1995(F)

Reference conditions

Ambient temperature	25 °C
Barometric pressure	100 kPa
Relative humidity	30%
Raw water temperature	25 °C

Fuel oil

Relative density	0,840 ± 0.005
Lower calorific power	42 700 kJ/kg
Consumption tolerances	0 ± 5 %

Lube oil

Recommend grade	CD 15W/40
-----------------	-----------



PT. JARUM MAS INDONESIA

Jl. Pantai Indah Selatan
 Komplek Sentra Industri Terpadu Tahap III Blok F20-21
 Pantai Indah Kapuk, Jakarta Utara 14470
 Telp. (021) 5698 2888 Fax. (021) 5698 3188
www.jarummas.com